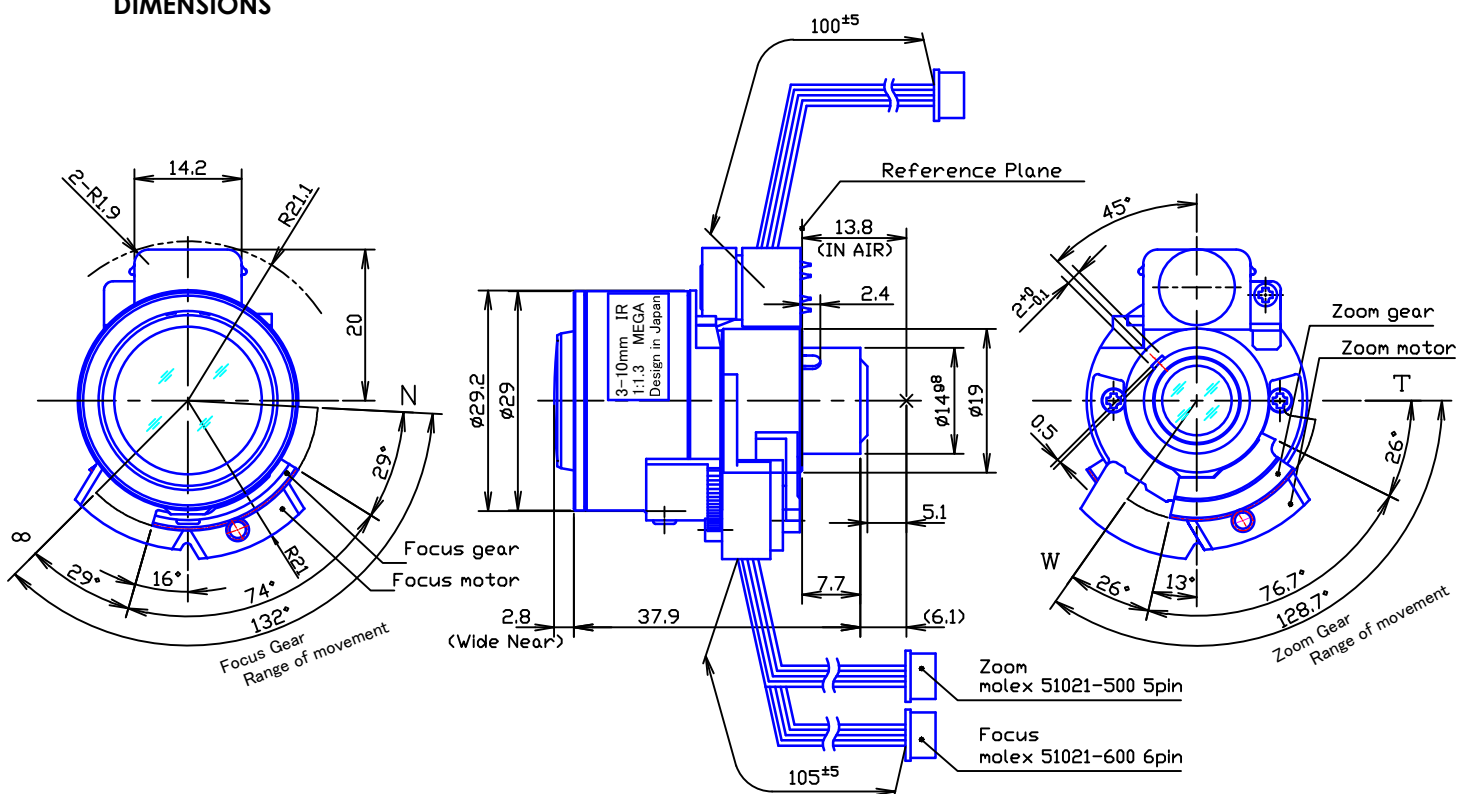


MTVF3.3X0313IR-BCD-MD

Type	AI VARI		Mount	ø14 Straight Mount		
Focal Length	3.0~10.0mm		Back Focus	5.4~12.3mm		
Fno.	F1.3		Flange Back	13.8mm		
Designed Image Format	1/3" (4.8x3.6mm)		Exit Pupil	-87.6 ~ -21.1mm		
Operation Range	Iris	F1.3-F360	Filter Size	-		
	Focus	0.5m~ ∞	Aperture	Front	ø 15.9mm	
	Zoom	3.0~10.0mm		Rear	ø 6.5mm	
Control	Iris	DC Galvanometer	Dimension	ø29 x 37.9mm		
	Focus	Mortorized		Weight	24g	
	Zoom	Mortorized				
Object Size at MOD	Wide	697.7x1123.9mm				
	Tele	194.2x261.5mm				
Field of View	D	127.2~36.0°	1/4"	88.2~27.0°		
	H	95.6~28.8°		68.8~21.6°		
	V	68.8~21.6°		50.6~16.2°		
Control	Iris		Focus	Zoom		
Motor type	Galvanometer		PM type stepping motor	PM type stepping motor		
Driving Coil/Supply Volt.	190Ω		-	-		
Damping Coil/Current	855Ω		-	-		
IR cut filter	-		-	-		
Operation voltage			2.8V ~ 3.6V	2.8V ~ 3.6V		
Coil resistance			28.5Ω/phase ±7%	28.5Ω/phase ±7%		
Excite driving method			1-2phase Bipolar Constant voltage	1-2phase Bipolar Constant voltage		
Reduction ratio			1/131.574	1/131.574		
Step angle			0.171°	0.171°		
Insulation resistance			1MΩ or more	1MΩ or more		
Light Measuring Method			-	-		
Input Signal			-	-		
Iris Accuracy			-	-		
Sensitivity Adjustment			-	-		
Operating Temperature			-10 ~ +50 degree C			

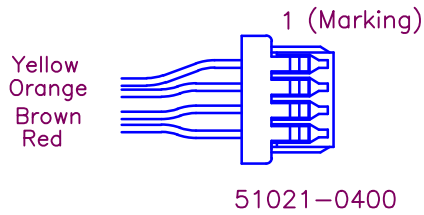
DIMENSIONS



MTVF3.3X0313IR-BCD-MD

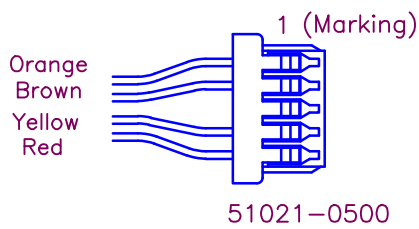
CONNECTION & CONTROL

(1) Auto Iris terminal



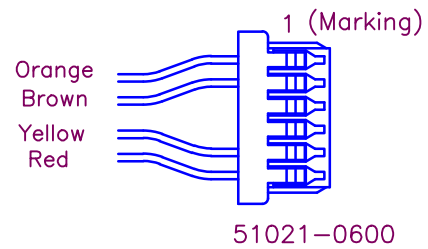
Pin number	Color	Assignment
1	Yellow	Dump +
2	Orange	Dump -
3	Brown	Drive +
4	Red	Drive -

(2) Zoom Motor Control terminal



Pin number	Color	Assignment
1	Orange	B
2	Brown	A
3	N/A	N/A
4	Yellow	<u>B</u>
5	Red	<u>A</u>

(3) Focus Motor Control terminal



Pin number	Color	Assignment
1	Orange	B
2	Brown	A
3	N/A	N/A
4	N/A	N/A
5	Yellow	<u>B</u>
6	Red	<u>A</u>

(4) Zoom/Focus Motor Control Excitation pattern



Excite Pattern of CW revolution				
Step	A	<u>A</u>	B	<u>B</u>
0	H	L	H	L
1	L	L	H	L
2	L	H	H	L
3	L	H	L	L
4	L	H	L	H
5	L	L	L	H
6	H	L	L	H
7	H	L	L	L