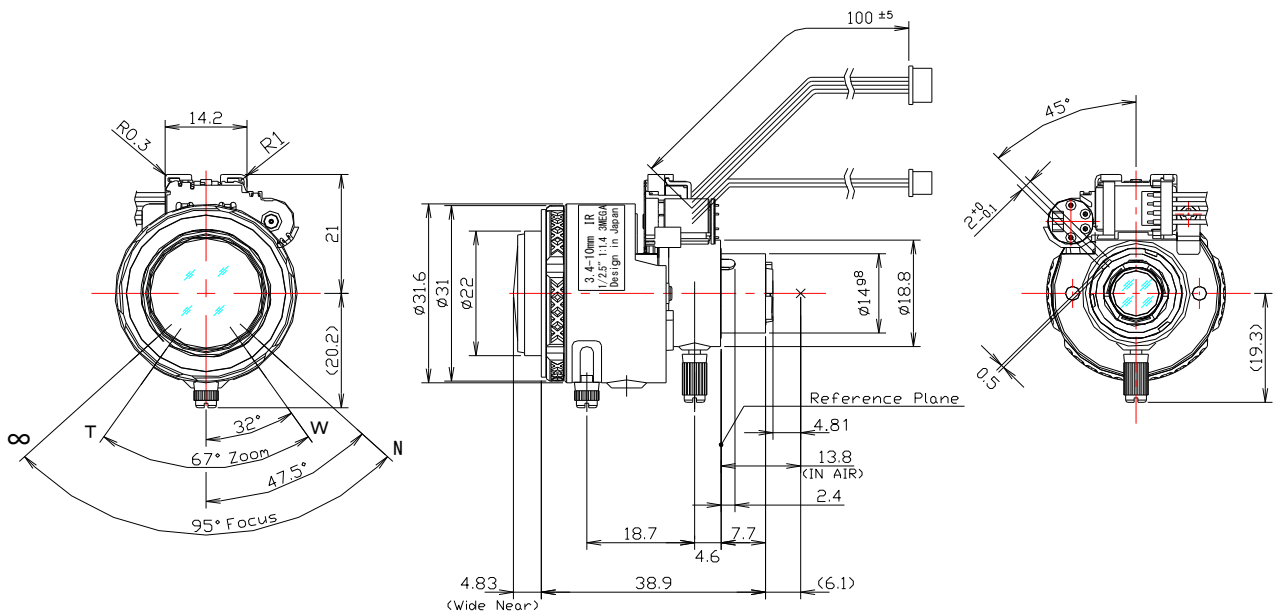


MFVF3X3414IR-BCPN



Type	AI VARI		Mount	φ 14 Straight Mount
Focal Length	3.4~10.0mm		Back Focus	5.11~11.88mm
Fno.	F1.4		Flange Back	13.8mm
Designed Image Format	1/2.5"(φ 7.2)		Exit Pupil	-70.2~-10.8mm
Operation Range	Iris	F1.4-F16-Closed	Filter Size	-
	Focus	0.5m~∞	Aperture	Front φ 18.8mm
	Zoom	3.4~10.0mm		Rear φ 7.8mm
Control	Iris	Mortorized	Dimension	φ 31.6 x 38.9mm
	Focus	Manual Control		
	Zoom	Manual Control		
	ICR	DC Galvanometer		
Object Size at MOD	Wide	785x1298mm	606X1675mm	
	Tele	240x325mm	197X363mm	
Field of View	D	4:3 136° ~44°	16:9 139° ~45°	
	H	Screen 104° ~35°	Screen 117° ~39°	
	V	75° ~27°	61° ~22°	
Control	Iris	IR cut filter	-	-
Motor type	PM type stepping motor	Galvanometer	-	-
Operation voltage	2.6V ~ 3.8V	3.5V ~ 5.0V	-	-
Coil resistance	28.5Ω /phase ±10%	240Ω /phase ±10%	-	-
Excite driving method	2phase Bipolar Constant voltage	-	-	-
Reduction ratio	-	-	-	-
Step angle	0.709°	-	-	-
Insulation resistance	1MΩ or more	1MΩ or more	-	-
Light Measuring Method	-			
Input Signal	-			
Iris Accuracy	-			
Sensitivity Adjustment	-			
Operating Temperature	-10 ~+50 °C			

DIMENSIONS



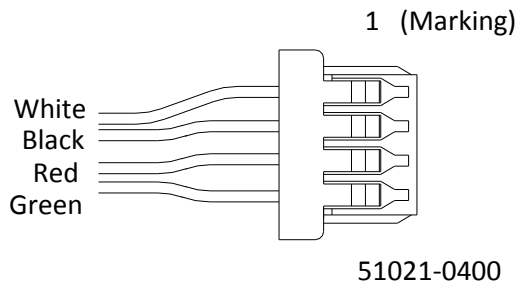
Subject to change without notice

MFVF3X3414IR-BCPN



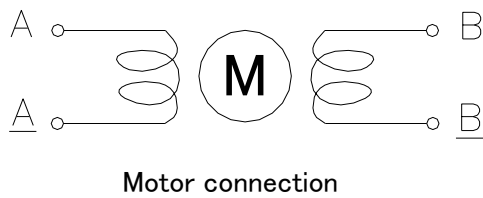
CONNECTION & CONTROL

(1) Auto Iris terminal



Pin number	Color	Assignment
1	White	A
2	Black	B
3	Red	A
4	Green	B

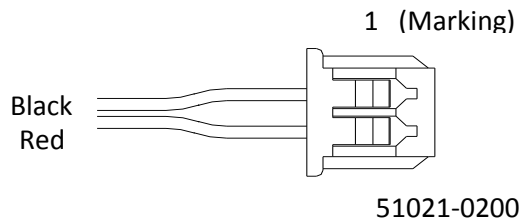
(2) Motor Control Excitation pattern



Iris CW: Open → Close

Excite Pattern of CW revolution				
Step	A	\bar{A}	B	\bar{B}
0	H	L	H	L
1	L	H	H	L
2	L	H	L	H
3	H	L	L	H

(3) IR Cut Filter Control terminal



Pin number	Color	Assignment
1	Black	IR GND
2	Red	IR IN/OUT(-/+)