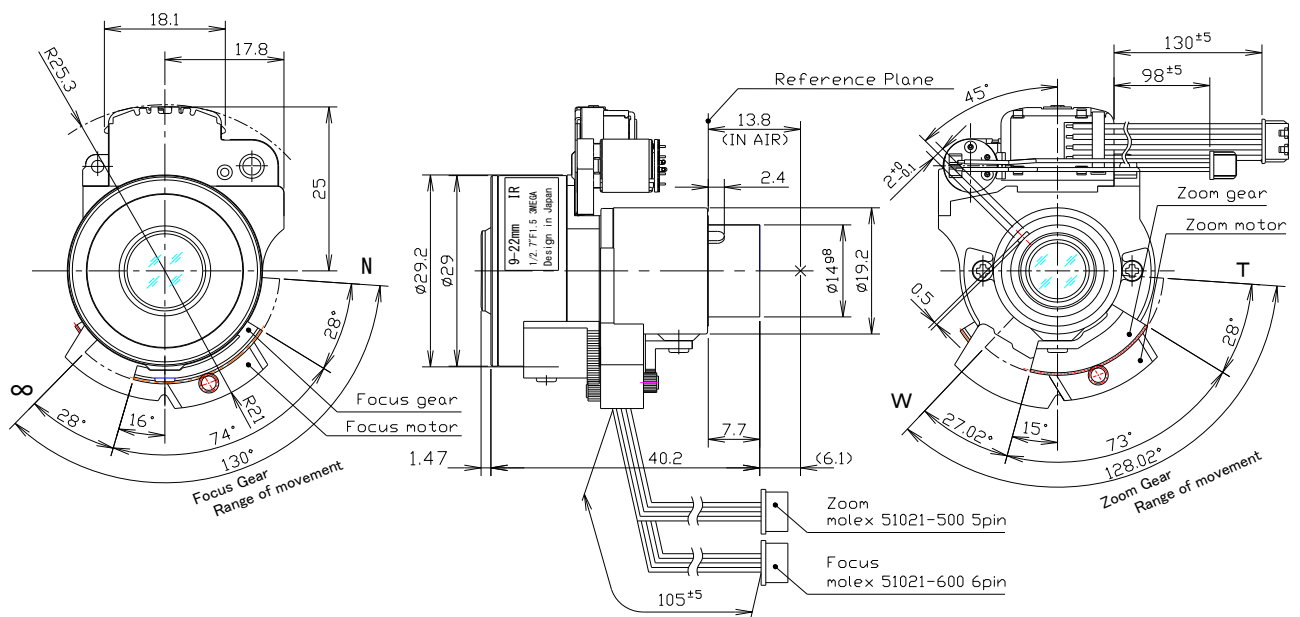


# MSVF2.4X0915IR-BCPN-MD



Type	AI VARI		Mount	φ 14 Straight Mount
Focal Length	9.0~22.0mm		Back Focus	6.7~14.2mm
Fno.	F1.5		Flange Back	13.8mm
Designed Image Format	1/2.7"(φ 6.71)		Exit Pupil	-43.2 ~ -25.2mm
Operation Range	Iris	F1.5-F16-Closed	Filter Size	-
	Focus	0.5m~∞	Aperture	Front φ 10.5mm
	Zoom	9.0~22.0mm		Rear φ 7.3mm
Control	Iris	Mortorized	Dimension	φ 29 x 40.2mm
	Focus	Mortorized		
	Zoom	Mortorized	Weight	29g
	ICR	DC Galvanometer		
Object Size at MOD	Wide	4:3 232.5x318.6mm	16:9 190.3x358.6mm	
	Tele	96.9x129.5mm	80.1x143.9mm	
Field of View	D	4:3 42.9° ~ 18.5°	16:9 43.7° ~ 18.0°	
	H	33.8° ~ 14.1°	37.7° ~ 15.7°	
	V	Screen 25.0° ~ 10.6°	Screen 20.6° ~ 8.8°	
Control	Iris	Focus	Zoom	IR cut filter
Motor type	PM type stepping motor	PM type stepping motor	PM type stepping motor	Galvanometer
Operation voltage	2.6V ~ 3.8V	2.8V ~ 3.6V	2.8V ~ 3.6V	3.0V ~ 5.0V
Coil resistance	28.5Ω /phase ±10%	28.5Ω /phase ±7%		190Ω /phase ±10%
Excite driving method	2phase Bipolar Constant voltage	1-2phase Bipolar Constant voltage	1-2phase Bipolar Constant voltage	-
Reduction ratio	-	1/131.574	1/131.574	-
Step angle	0.709°	0.171°	0.171°	-
Insulation resistance	1MΩ or more	1MΩ or more	1MΩ or more	1MΩ or more
Light Measuring Method	-			
Input Signal	-			
Iris Accuracy	-			
Sensitivity Adjustment	-			
Operating Temperature	-10 ~ +50 °C			

## DIMENSIONS

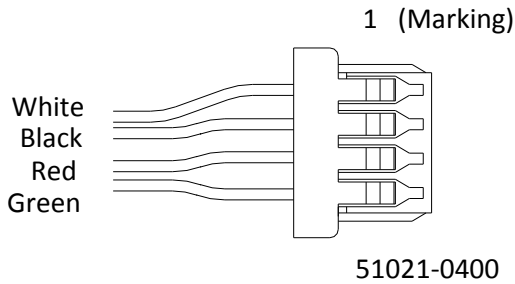


# MSVF2.4X0915IR-BCPN-MD



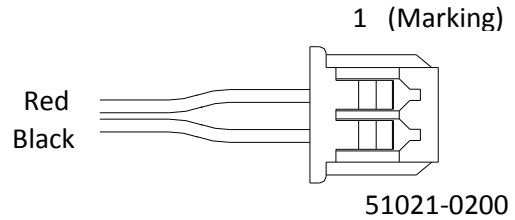
## CONNECTION & CONTROL

(1) Auto Iris terminal



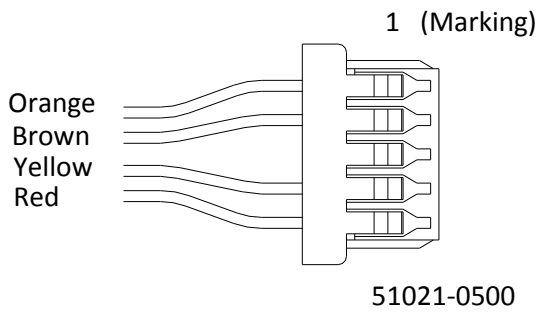
Pin number	Color	Assignment
1	White	$\bar{A}$
2	Black	B
3	Red	A
4	Green	$\bar{B}$

(2) IR Cut Filter Control terminal



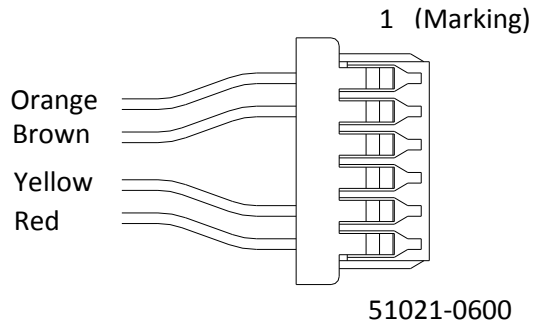
Pin number	Color	Assignment
1	Red	IR IN/OUT(-/+)
2	Black	IR GND

(3) Zoom Moter Control terminal



Pin number	Color	Assignment
1	Orange	B
2	Brown	A
3	N/A	N/A
4	Yellow	$\bar{B}$
5	Red	A

(4) Focus Moter Control terminal



Pin number	Color	Assignment
1	Orange	B
2	Brown	A
3	N/A	N/A
4	N/A	N/A
5	Yellow	$\bar{B}$
6	Red	$\bar{A}$

(5) Moter Control Excitation pattern



Iris CW: Open → Close

Excite Pattern of CW revolution				
Step	A	$\bar{A}$	B	$\bar{B}$
0	H	L	H	L
1	L	H	H	L
2	L	H	L	H
3	H	L	L	H

Focus & Zoom

Excite Pattern of CW revolution				
Step	A	$\bar{A}$	B	$\bar{B}$
0	H	L	H	L
1	L	L	H	L
2	L	H	H	L
3	L	H	L	L
4	L	H	L	H
5	L	L	L	H
6	H	L	L	H
7	H	L	L	L