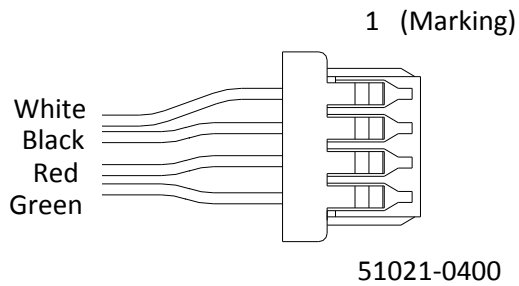


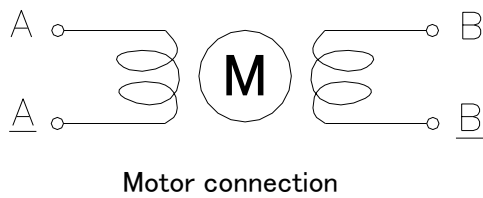


(1) Auto Iris terminal



Pin number	Color	Assignment
1	White	A
2	Black	B
3	Red	A
4	Green	B

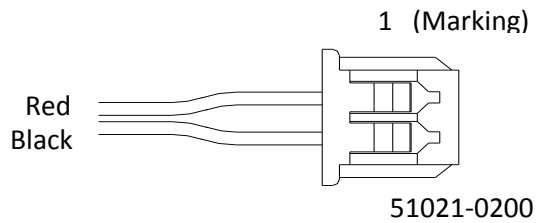
(2) Motor Control Excitation pattern



Iris CW: Open → Close

Excite Pottem of CW revolution				
Step	A	$\bar{A}$	B	$\bar{B}$
0	H	L	H	L
1	L	H	H	L
2	L	H	L	H
3	H	L	L	H

(3) IR Cut Filter Control terminal



Pin number	Color	Assignment
1	Red	IR IN/OUT(-/+)
2	Black	IR GND